

MINI BEAM S2 DIRECT

Mounting	Pendant
Type of ceiling pendant	Suspension cable
Lamps description	2 x T5 FH G5 35W or 2 x FQ G5 49W
Voltage (V)	220/240
Environment	Indoor

OPTICAL

Aiming	Fixed
LOR (%)	78
Light distribution symmetry	Symmetric

ELECTRICAL

Control gear availability	Included
Control gear type	Electronic
Emergency	Without
Insulation class	Class I

PHYSICAL

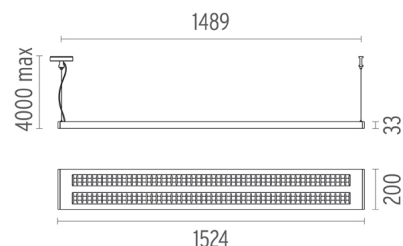

Construction material	Galvanized steel
Weight (kg)	10



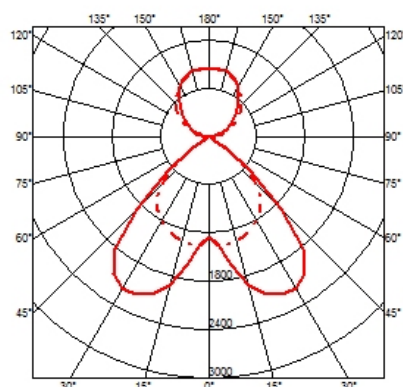
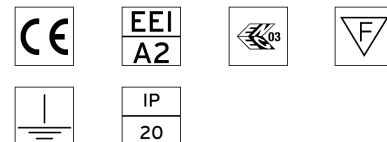
Mini Beam S2 Direct
designed by Antonio Citterio

Ceiling application lighting system for direct lighting with linear fluorescent light. Power supply rosette and end caps not included.

● F0523009	White
● F0523020	Grey
● F0523030	Black



CERTIFICATIONS



Mini Beam S2 Direct . Accessories


Mounting



F0526057




Polished closing covers

Pair of plastic chrome closing covers.



Mini Beam S2 Direct designed by Antonio Citterio

Ceiling application lighting system for direct lighting with linear fluorescent light. Power supply rosette and end caps not included.

-  F0523009 White
-  F0523020 Grey
-  F0523030 Black

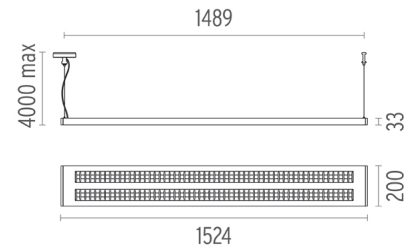
Electrical



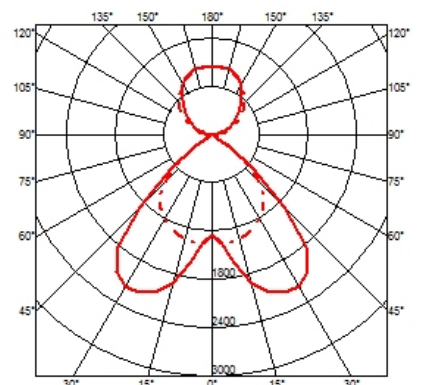
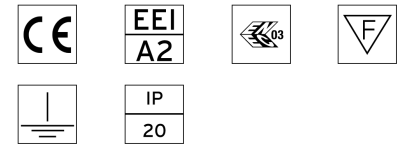
F0556020

Power Supply Rose


Rosette for indoors. IP20.



CERTIFICATIONS



Mini Beam S2 Direct . Lamps



60.6509

T5 FH

Lamp Watt:
35 W

Lamp category:
Fluorescent tube

Socket:
G5

Color temperature (K):
3300 °K

Catalog reference:
60.6509

Lamp type:
T5 FH

60.6510

T5 FH

Lamp Watt:
35 W

Lamp category:
Fluorescent tube

Socket:
G5

Color temperature (K):
4000 °K

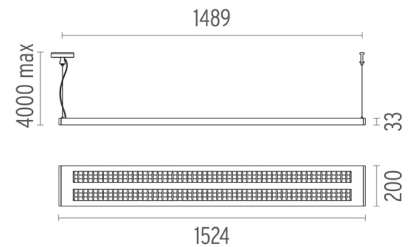
Catalog reference:
60.6510

Lamp type:
T5 FH

Mini Beam S2 Direct designed by Antonio Citterio

Ceiling application lighting system for direct lighting with linear fluorescent light. Power supply rosette and end caps not included.

- F0523009 White
- F0523020 Grey
- F0523030 Black



CERTIFICATIONS

